

TOLUCA LAKE ELEMENTARY
4840 CAHUENGA BLVD
NO HOLLYWOOD CA 91601

HOW DOES YOUR SCHOOL MEASURE UP?

This School Report Card will help you answer questions about...

- how your child's school is progressing
- how to make sure your child is on track
- how to get involved in your child's education

Find out more at
<http://reportcard.lausd.net>

SCHOOL
report
card⁰⁸₀₉

Developed in partnership with



LIVE UNITED



Los Angeles Unified School District

SCHOOL report card⁰⁸₀₉

Dear Elementary School Parent or Guardian,


This School Report Card contains important information for you about the progress of your child's school. It has been prepared with input from parent organizers and major non-profit organizations that partner with the District.

It is a tool designed to help parents and guardians answer questions such as:

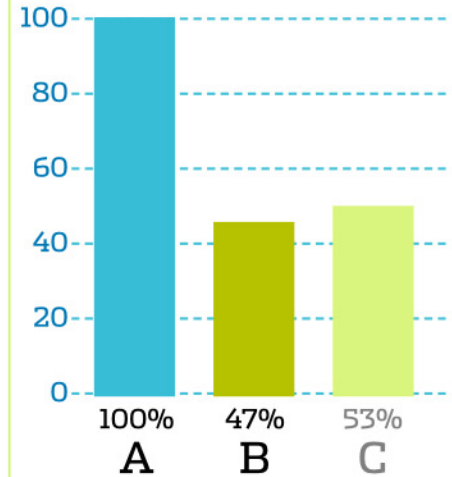
- Is my child reading at grade level?
- Does my child feel ready and confident about going to middle school?
- Is my child's school showing progress?

If children cannot read at grade level at the end of elementary school, they will struggle when they reach middle school and potentially drop out. Parent involvement and intervention can make a difference.

We look forward to working with you as a partner in your child's success.


Ramon C. Cortines
Superintendent

LAUSD 5th Graders at Grade Level



- A. All 5th graders
- B. 5th graders reading at grade level
- C. 5th graders at grade level in math

TOLUCA LAKE ELEMENTARY

The Academic Performance Index (API) is a score California gives each school based on student test scores. 800 is the target API score; 1000 is the maximum.

API Score 2008-2009 **796** Change from 2007-2008 **▲ 31**

► How many students are at this school? **519**

PROGRESS

► Are students performing at grade level in English language arts and math?

The California Standards Test (CST) shows whether students are at grade level. Scores fall into one of five categories: advanced, proficient, basic, below basic, and far below basic. Students must be proficient or advanced to be at grade level.

Students at grade level in...	2007-08	2008-09	LAUSD Average
English language arts	48%	53%	44%
Math	62%	66%	57%

Research shows that students who are reading at grade level by the 3rd grade have much better chances at success in middle school and high school.

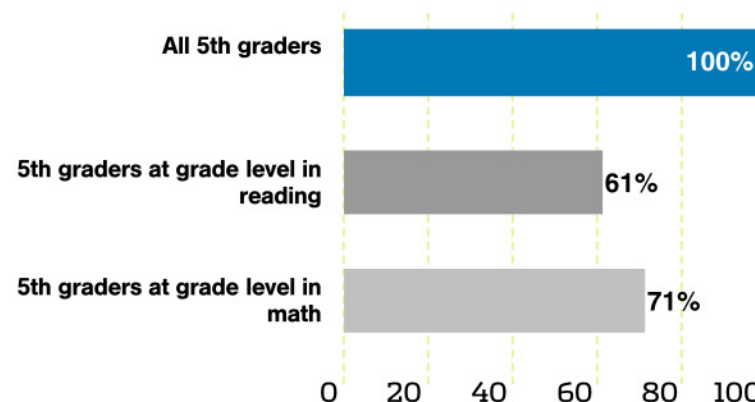
3rd graders reading at grade level	33%	38%	34%
------------------------------------	-----	-----	-----

Students improving or declining in English language arts (ELA) and Math

	ELA	MATH
3rd graders moving up...	19%	38%
3rd graders moving down...	44%	25%
4th graders moving up...	79%	76%
4th graders moving down...	5%	6%
5th graders moving up...	19%	32%
5th graders moving down...	25%	36%
All students moving up...	42%	50%
All students moving down...	23%	21%

READINESS

► Are students getting ready to move up to middle school?



	2007-08	2008-09	LAUSD Average
5th graders at grade level in English language arts	55%	61%	42%
5th graders at grade level in math	70%	71%	53%

LEARNING environment

► What is it like to be at this school?

In 2008-09, students, parents, and staff were surveyed about their experiences at this school. Here is what they told us...

227 Students	147 Parents	51 Staff
Students who had opportunities for learning	Parents welcome to participate	Staff supported to do their work
92%	93%	90%
Students involved with their school	Parents involved at home	Staff reporting commitment and collaboration
96%	89%	89%
Students reporting their campus was clean	Parents involved at school	Staff reporting their campus was clean and safe
60%	57%	86%
Students who felt safe on campus	Parents reporting campus safe	
88%	88%	

*Data unavailable due to low response rates

► What are other important things to know about the school environment?

	2007-08	2008-09	LAUSD Average
Teachers at this school for at least 3 years	77%	87%	81%
Employees with 96% or higher attendance	67%	66%	72%
Students with 96% or higher attendance	59%	66%	69%
Students suspended at least once	2%	1%	2%

STUDENT groups

► Are different groups performing at grade level in English language arts (ELA) and math?

	ELA	Math
All students	53%	66%
African American	46%	54%
American Indian	**%	**%
Asian	**%	**%
Filipino	**%	**%
Latino	54%	66%
Pacific Islander	**%	**%
White	52%	68%
English learners	42%	61%
Students with disabilities	20%	27%
Economically disadvantaged	51%	64%

► How are English learners progressing?

English learners are students who speak a language other than English in the home and who get help to develop skills to do grade-level work in the English language. The California English Language Development Test (CELDT) is part of what is used to reclassify students, meaning they have reached proficiency in the English language.*

	2007-08	2008-09	LAUSD Average
Students meeting English proficiency on the CELDT	57%	59%	48%
English learners improving on the CELDT	60%	57%	60%

*Students must also 1) score basic or above in English language arts on the California Standards Test, and 2) be recommended by the school to reclassify.

** Scores are not shown when the number of students is 10 or less to protect student privacy and ensure statistical accuracy, or when data are not available

LEARN more

► Who are the students at this school?

► Total number of students enrolled: 519

► Percentage of students enrolled who are...

African American	8%	Gifted and talented	5%
American Indian	0%	Students with disabilities	19%
Asian	2%	English learner	30%
Filipino	2%	Economically disadvantaged	77%
Latino	70%	Percentage of students entering and leaving	16%
Pacific Islander	0%		
White	15%		

► What is Adequate Yearly Progress (AYP) and Program Improvement (PI) status?

A school must meet targets under No Child Left Behind (NCLB) on standardized tests and graduation rates for all students and for certain groups. This includes economically disadvantaged students, students with disabilities, English learners, and students in different ethnic groups.

A Title I school is in Program Improvement status when it does not meet AYP requirements two years in a row. When this happens, an intervention plan is designed to help the school meet its requirements. Parents are notified when a school is in PI status.

Did this school meet AYP requirements? Yes

How many requirements did they meet? 17

...out of a possible 17

What was the school's PI status as of November 1, 2009? Not in PI

► How are students performing at magnet centers?

Magnet schools offer choices for parents interested in providing an alternative mode of instruction for their children. While some magnet programs have their own campus, others are located on the same campus as another school.

Students at grade level in...

Magnet Center	ELA	Math
NA		

GET involved

► What you can do as a parent...

As a parent, you play a critical role in your child's success in school. The LAUSD Parent Community Services Branch can help you get connected to a variety of resources designed to help you get involved.

LAUSD Parent Community Services Branch

(866) 669-7272

www.lausd.net/parent-services

Here you will find out about resources such as:

- How to find tutoring/academic services for your child
- How to learn about grade level standards
- How to participate in parent and community organizations that help make decisions about your child's education
- How to volunteer at a school

► Who can help you...

The best place to start is always with your child's teachers. Examples of things you can ask about are: 1) how to know what your child should be learning at his or her grade level, 2) what you can do to help your child study, or 3) how to find out more about parent services at your school.

Aside from teachers and counselors, the principal is someone every parent can talk to at every school.

The principal of this school is CAROL A REO BOVE

Here are people you can contact:

At this school: PRINCIPAL

818-761-3339

At this local district: PARENT OMBUDSPERSON

818-755-5300