

LASTING  LEARNING

Effective Strategies for Schooling at Home

Nick Soderstrom, Ph.D. & Saskia Giebl, M.Sc.
LASTING LEARNING & UCLA

UCLA



These are Challenging Times

You might be concerned that your child won't learn as much at home as they would in school.

Here's the good news:

There are easy-to-use strategies that you can use to increase the effectiveness of homeschooling.

In this session, we will:

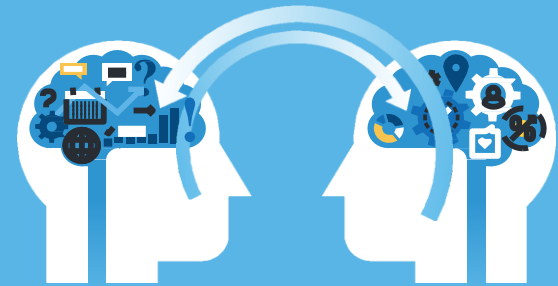
- 1. Share evidence-based homeschooling strategies with you (~30 minutes)**
- 2. Take your questions (~30 minutes)**

The BIG THREE Learning Strategies


The science is clear!

Use these strategies to improve your child's learning:

Retrieval Practice:
Recalling things from memory



Spaced Practice:
Spreading study sessions out over time



Interleaved Practice
Mixing up different topics



Effective Homeschooling: The Do's and Don'ts

The DO'S:

- **HAVE YOUR CHILD TEACH YOU AND RETRIEVE INFORMATION FROM THEIR OWN MEMORY AS MUCH AS POSSIBLE**
- Ask lots of questions (“Can you show me how you did that?”)
- Give mini quizzes before and after studying
- The more practice problems, the better!



Effective Homeschooling: The Do's and Don'ts

The DO'S:

➤ **ENCOURAGE YOUR CHILD TO ASK THEIR OWN QUESTIONS *DURING* READING AND TO SUMMARIZE *AFTER* READING**

- “Do I know someone like this character?”
- “Does this story remind me of something that’s happened in my own life?”
- “What has happened so far?”
- “What will happen next?”
- “What’s the main message of the book?”
- “How would I explain the story to someone else?”



Effective Homeschooling: The Do's and Don'ts

The DO'S:

- **TELL (AND HELP) YOUR CHILD BREAK UP THEIR STUDY SESSIONS INTO ~30 MIN CHUNKS**
 - **Set a timer if necessary**
 - **Breaks can be filled with exercise, chores, meals, free time, or other activities**




Effective Homeschooling: The Do's and Don'ts


The DO'S:

➤ **ORGANIZE YOUR CHILD'S SCHOOL WORK BY MIXING UP THE VARIOUS TYPES OF PROBLEMS/SKILLS THEY'RE TRYING TO LEARN**

- **Alternate between different type of math problems**
- **Mix up the letters they're trying to learn to write**
- **Have your child go back and forth between worksheets**



← Mix these up →



Effective Homeschooling: The Do's and Don'ts

The DON'TS:

- **DON'T GIVE YOU CHILD THE ANSWERS OR DON'T DO THEIR HOMEWORK FOR THEM**
 - Be patient and nudge them in the right direction
 - Remember: Facing and overcoming challenges leads to learning

- **DON'T BE AFRAID OF LETTING YOUR CHILD MAKE MISTAKES**
 - Finding and focusing on weak spots is one of the best ways to learn

Effective Homeschooling: The Do's and Don'ts

The DON'TS:

- **AVOID HAVING YOUR CHILD WORK ON THE SAME THING OVER AND OVER AGAIN**
 - Rote repetition is a popular strategy, but it won't lead to lasting learning
- **DON'T LET YOUR CHILD STUDY FOR LONG PERIODS OF TIME**
 - It can lead to fatigue and boredom, and is an ineffective learning strategy

Q&A



LASTING  LEARNING

**Thank you for attending
(and interacting)!**

Feel free to contact us at info@lastinglearning.com